

Resending Images to Patient

Last Modified on 2023-02-24 12:35

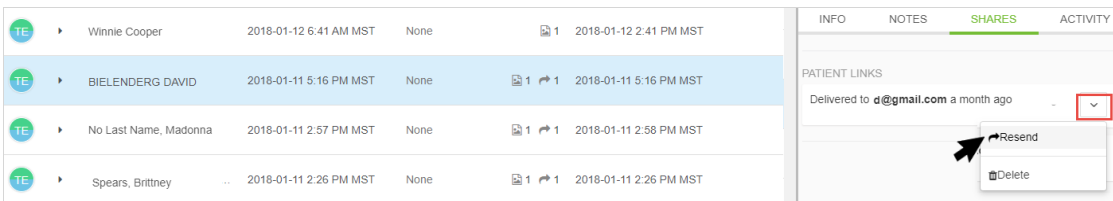
If a patient is unable to view images, most likely the link has expired. By default, links are active for 90 days. Attempts to use the link after this time period results in an error message for the patient.

Resend the Same Link

Resending the patient the same link will not refresh an expired link. If a link is expired, send a new link (as explained in the next section of this article).

To re-send the initial link:

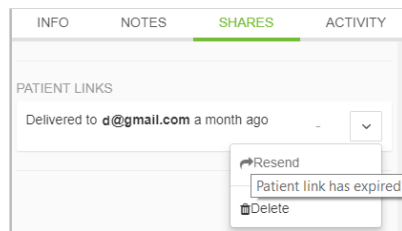
- 1) Access the patient's study on the Studies screen
 - Use the [Search](#) feature at the top of the screen to find studies for a specific patient
- 2) Select the **Shares** tab of the side info panel:



- This tab will list all the previous times the study was shared

- 3) Select **Resend** to the send the patient link again using the same contact information

- If the Resend option is grayed out, it means the link has expired:



If the link was accidentally sent using the wrong contact information, select **Delete** to remove the link and send a new link using the instructions below.

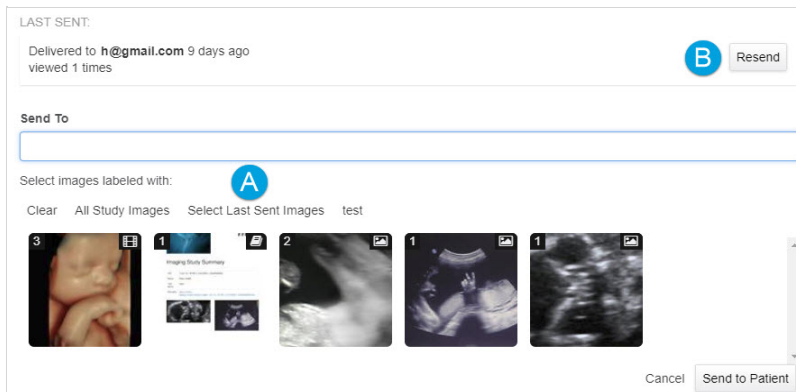
When images are shared, identifiable information is removed. If the images were sent to the wrong contact information, personal health information (PHI) was not disclosed.

Resend a New Link

If the link has expired, send the patient a new link:

- 1) Access the patient's study on the Studies screen
 - Use the [Search](#) feature at the top of the screen to find studies for a specific patient
- 2) Choose **Send to Patient** from the **Send To** menu at the top of the screen (as explained in the [Send to Patient](#) article)

3) Resend the images using the following **Workflow A**:



A

1) Choose **Select Last Images** to resend the same images to the patient

- You can also choose to send a different set of images by selecting the appropriate thumbnails

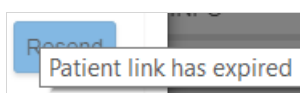
2) Enter the patient's contact information

- Enter an email address to send images via email
- Enter a phone number to send images via text message
- Enter a phone number and email address (separated by a comma) to send your patient both an email and text message

3) Select **Send to Patient** to send the new link

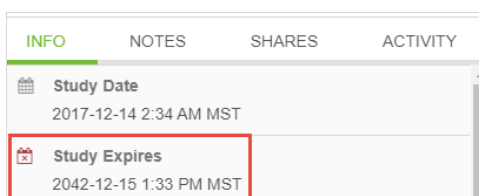
B

Selecting the **Resend** button in the pop-up window will send the original link. This is an alternative method for sending the same link (which will not refresh an expired link). A message will display if the link is expired:



In this situation, follow the steps outlined in workflow **A**.

Tip: You can determine if a patient's link will expire soon by looking at the side panel when the study is selected on the [Studies](#) screen:



Note: There is no additional cost to resend studies