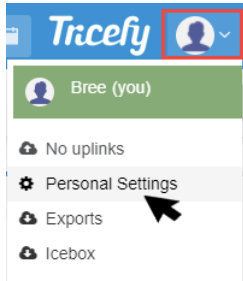


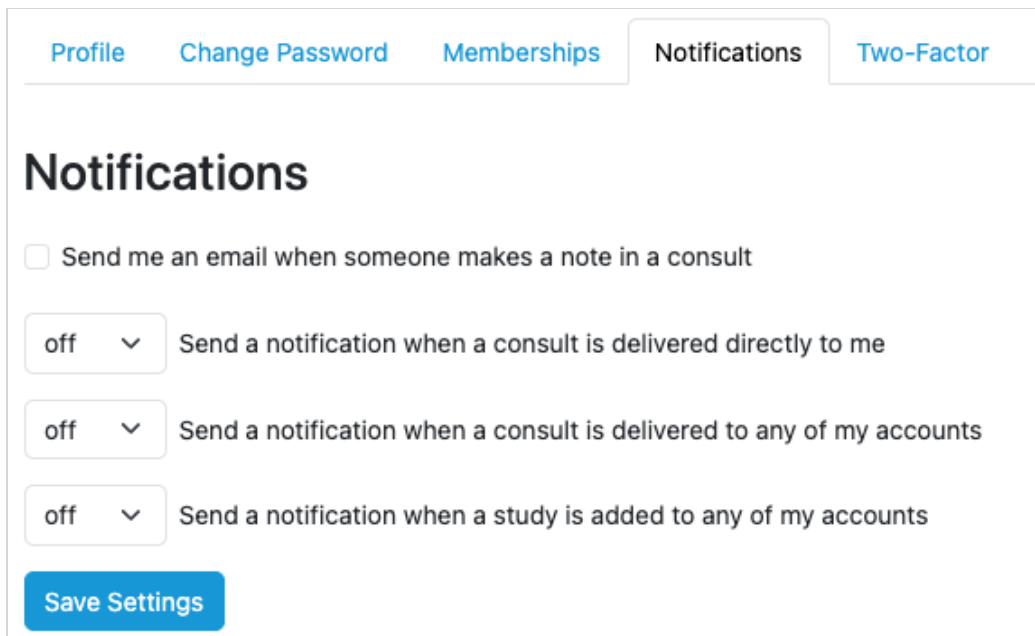
Turning off Notifications

Last Modified on 2025-09-26 16:16

To access your settings, select Personal Settings from the user menu at the top of the screen:



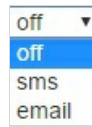
Select the **Notifications** tab to modify when Tricefy notifications are sent:



- **Send me an email when someone makes a note in a study:** Uncheck this box to stop receiving notifications when notes are made in a study
 - Check this box to turn on notifications
- **Send me a notification when a consult is delivered to any of my accounts:** Specify a delivery method in the drop-down menu to receive notifications for when a study is shared with you



- **Off:** Disable this notification
 - **Email:** Delivers notification via email
 - **SMS:** Delivers notification via text message
- **Send me a notification when a study is added to any of my accounts:** Specify a delivery method in the drop-down menu to receive notifications when your clinic uploads a new study



- **Off:** Disables this notification
- **SMS:** Delivers notification via text message
- **Email:** Delivers notification via email

Select **Save Settings** to save adjustments made on this screen.

Select **Back to Tricefy** to return to the Studies screen.
