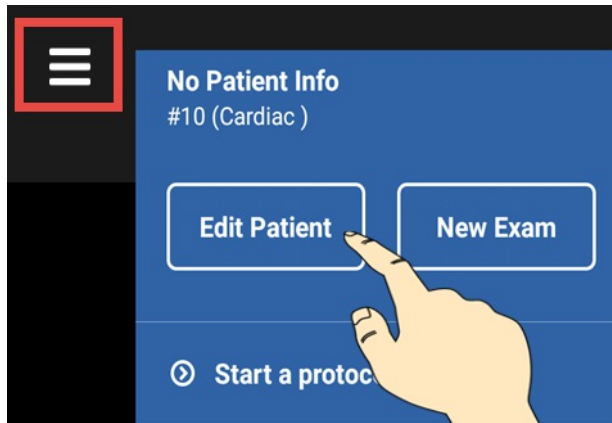




Step 3: Enter Patient Data into your Vscan

Last Modified on 11/22/2019 2:07 pm EST



To enter patient data for an examination, select the menu icon (shown below in the red box) and select Edit Patient:



Enter the patient's first name, last name, birthday and patient ID number, followed by **Save**.

Patient Details


Edit patient information

First Name

Last Name

Date of birth MM/DD/YYYY

ID

Save

As long as information is entered into at least one field, your exam will be uploaded to Tricefy. You can also opt to select a patient from your worklist.

Studies uploaded to Tricefy are immediately archived on the Tricefy Cloud.

 [Need more Help? Watch our Video!](#)